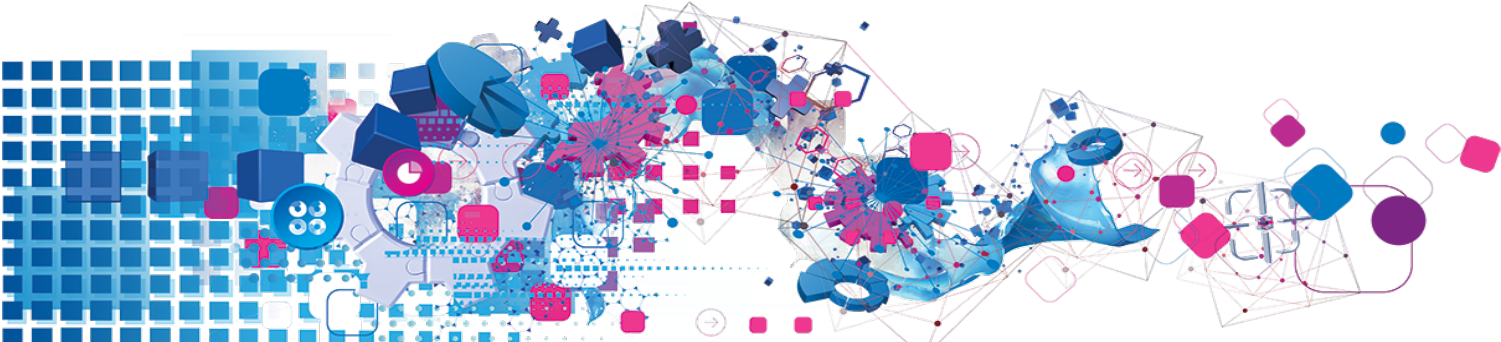


Switzerland



Copyright

All copyright and other rights in this manual and the licensed programs described in this manual are the property of Experian Ltd save for copyright in data in respect of which the copyright belongs to the relevant data provider.

No part of this manual may be copied, reproduced, translated or reduced to any electronic medium or machine readable form without the written consent of Experian Ltd.

Microsoft, Word and Windows are trademarks of Microsoft Corporation.

© Experian Ltd. 2017

Contacts and Support

For resolutions to common issues, answers to frequently asked questions and hints and tips for using our products:

www.edq.com/documentation/contact-support/

For information about data expiry, data vintage and how to keep your data up to date:

www.edq.com/documentation/data

For more information about us and to get in touch:

www.edq.com

Revision 1, December 2017

Contents

- Introduction** **4**
 - Switzerland Address Data Information 4
 - List Of Available Data Files 4
- About This Data** **5**
 - Area Covered 5
 - Address Elements 5
 - Address Element Definitions 5
 - Default Address Format 6
 - About DataPlus Information 7
 - DataPlus Sets for CHE Address Data 7
- Using This Data** **8**
 - With Pro 8
 - Search Examples: Typedown 8
 - Search Examples: Single Line 9
 - With Pro Web 10
 - Scenarios 10

Introduction

Switzerland Address Data Information

Dataset Code:	CHE
Approximate Data Size:	15MB
Data Source:	Swiss Post's Geo Post Address Data. All data, extracts and updates © the Swiss Post.
Update Frequency:	Quarterly The quarterly data release dates are: <ul style="list-style-type: none">• March• June• September• December
Expiry:	Data files will expire 13 months after creation. For example, March data will expire in April of the following year. Ensure every data update is applied promptly, otherwise the data may expire and the product will become unusable.

List Of Available Data Files

File Extension	File Type	Comment
.dts	Dataset	Main address data.
.zlx	Single Line Index File	Indexing data for use with Single Line searching.
.tpx	Typedown Index File	Indexing data for use with Typedown searching.
.dap	DataPlus Set	DataPlus data. See page 7 for more information about the available DataPlus sets.

About This Data

This chapter provides detailed information about the CHE dataset.

Area Covered

The CHE dataset covers all addresses within Switzerland. In addition the data covers addresses in the Principality of Liechtenstein.

Address Elements

The following address elements are stored within the CHE data files.

Address Element	Example	Element Code
Building Number (Pre-Street)	13a	P11
Building Number (Post-Street)	13a	P12
Building Name	Chalet Domenica	P13
Street	chemin de la Plaine	S11
Canton Abbreviation*	ZH	L11
Canton Name*	Zürich	L12
Town	PRANGINS	L21
Postcode	3284	C11
Country name*	Switzerland	X11
Two character ISO country code*	CH	X12
Three character ISO country code*	CHE	X13

* Elements that only appear in the address if their position is fixed.

Address Element Definitions

Only one of the Building Number elements (P11 and P12) will be populated for a given address.

- An address in a district where the majority language is French will place the building number before the street. For these addresses the P11 element will therefore be populated.
- In German or Italian-speaking areas, the building number will be placed after the street, and the P12 element will therefore be populated for the relevant addresses.

The Building Name field (P13) is populated when the delivery point in question does not have a number associated with it.

Postcode Structure

All addresses have a postcode. A postcode is always four digits in length, for example 3284. There are around 4,000 postcodes in use in Switzerland and the Principality of Liechtenstein.

Diacritics

The Switzerland dataset contains addresses that include diacritic characters. These addresses also have aliases stripped of the diacritics, so your search results will be identical whether or not you include diacritic characters in your search criteria.

You can choose whether to return output addresses in a format which includes diacritics by enabling or disabling the **Flatten Diacritics** check box on the Pro Configuration Editor, or the `OEMCharacterSet` and `FlattenDiacritics` settings in the configuration files. For more information refer to your product documentation.

Street Names

In bilingual districts of Switzerland, many streets have alternative names in the secondary language of the area, which are recognized by Swiss Post. You can search on both the primary and secondary names, but the primary name is always returned.

For French and Italian language streets, aliases exist in the data. This means that you can, for example, search on the name of a street without including the street descriptor. It also enables you to use a keyword to search for a street. The example addresses in the table below can be found using the keyword alias or the alias without descriptor:

Address	Keyword alias	Alias without descriptor
9 boulevard D'Yvoy 1205 GENÈVE	Yvoy	D'Yvoy
Via D'Alberti 1 6900 LUGANO	Alberti	D'Alberti
7 rue Jean Jaquet 1201 GENÈVE	Jaquet	Jean Jaquet

Default Address Format

The following CHE address layouts are available:

Layout Name	Description
QAS Standard Layout < Default >	Switzerland addresses do not have a standard number of address lines. However, common practice, which this recommended layout follows, displays the address over three lines: Premises Name Line 2 Postcode TOWN NAME Line 2 contains details of the premises and street address or the area name. The postal town should be returned in capital letters.
Database Layout	As the QAS Standard Layout, but the end of line paste sequence is a {Tab} instead of {Enter}. If the Database Layout has not been set up for the Switzerland data on your version of Pro, please contact Experian Technical Support who will guide you through the process of adding it. The contact details for Technical Support for all regions can be found at the beginning of this guide.

About DataPlus Information

You can configure your Experian products to use the DataPlus sets that are available for CHE data. Please refer to the relevant section of the product documentation for information on configuring Experian products to return DataPlus information.

Each DataPlus set is divided into one or more items. Experian products can be configured to return these items via the Configuration Editor (using the element name) or the configuration file (using the code name). This section details the DataPlus sets currently available for CHE address data.

DataPlus Sets for CHE Address Data

The following DataPlus sets are available with CHE Address Data:

- Switzerland Geopost DataPlus set

Geopost DataPlus set

Identifier: CHEGDP

CHEGDP is a DataPlus set that returns a unique address identification code (ADR). This code is stored against the 6-digit postcode, and is present for each address in the Switzerland dataset.

Element	Code	Description
6-digit postcode	PLZCode	The first four digits represent the postcode. The last two digits are used to distinguish between any addresses that may share the same first four digits. Such addresses are termed NPAs (Numéro postal d'acheminement).
Address identifier	ADRCCode	This is a 7-8 digit key. This number remains unchanged, unless there is a modification of part of the address. For example, changing the name of the street.

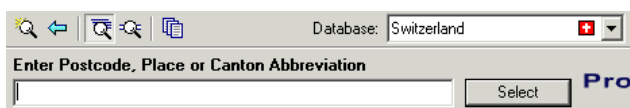
Using This Data

This chapter provides search tips and other product-specific information when using Pro or Pro Web.

These searches are accurate at the time of data release. However, search results may differ depending on the data release you are using.

With Pro

Search Examples: Typedown

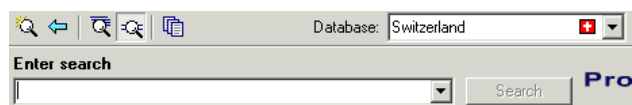


The following table provides a list of these example search types:

- Full address known;
- Postcode not known.

Search type	Example
Full address known	<ol style="list-style-type: none">1. Enter the postal code, 5737, and press Enter.2. Enter the first three characters of the street name, eck, and press Enter. In this example eck is enough to uniquely identify Eckstrasse.3. Enter the building number, 2, and press Enter.4. The correct address is returned: Eckstrasse 2 5737 MENZIKEN
Postcode not known	<ol style="list-style-type: none">1. Enter the location, villmergen, and press Enter.2. Enter the first two letters of the street name, wo, and press Enter. In this example wo is enough to uniquely identify Wohlerstrasse.3. Enter the premises number, 30, and press Enter.4. The correct address is returned: Wohlerstrasse 30 5612 VILLMERGEN

Search Examples: Single Line



The following table provides a list of these example search types:

- Full address known;
- Postcode not known;
- Only street name known;
- Character missing from address;
- Address contains spelling mistake;
- Incomplete address element (partial);
- Incomplete address element (tagged).

Search type	Explanation
Full address known	Enter the premises number, the street name and the postcode, separated by commas: 138,schiltenbach,8219 The correct address is returned: Schiltenbach 138 8219 TRASADINGEN
Postcode not known	If the postcode is not known, enter the premises number and the street name followed by the town: 14,hohlgasse,merishausen The correct address is returned: Hohlgasse 14 8232 MERISHAUSEN
Only street name known	If only the street name is known, entering it returns a picklist from which the correct one can be selected. Enter Nidelbadstrasse to view a list of every street with that name in Switzerland.
Character missing from address	If a character is missing from the address the unknown character can be replaced with a question mark. Enter 7,via monte ?anorama,figino and the correct address is returned: via Monte Panorama 7 6918 FIGINO
Address contains spelling mistake	Entering an address that contains one or more spelling errors can still return the correct address. For example, entering 1,lischmotto,fiesch will still return the correct address: Lischmatta 1 3984 FIESCH
Incomplete address element (partial)	If you only have partial address information, you can replace the remainder of an address element with an asterisk. Entering general*,zurich will display a picklist of streets beginning "General..." in Zürich.

Search type	Explanation
Incomplete address element (tagged)	Sometimes it is helpful to tag a part of the search string to let Pro know which part of the address it is. For a list of available search constraints, see below. Searching on nu*@s tells Pro to display a picklist of streets that begin with "Nu...".

Search Constraints

The following search constraints can be used to restrict searches when using the Single Line search engine in Pro .

Constraint	Elements Restricted to	Example
@P	Premises name / number	Chalet*@p, Grindelwald
@S	Street	Evilard@s
@L, @T	Town	Mun*@t
@C	Canton name / abbreviation	Grau*@c

With Pro Web

Scenarios

The following table indicates the relevant search examples for each Pro Web scenario and search engine that supports CHE address data.

Scenario	Search engine	For search examples, see:
Address Capture on the Intranet	Single Line hierarchical	Single Line search examples on page 9 .
Address Capture on the Web	Single Line flattened	Single Line search examples on page 9 .
Address Capture	Single Line flattened	Single Line search examples on page 9 .
Single Line	Single Line hierarchical	Single Line search examples on page 9 .
Standard	Typedown Single Line hierarchical	Typedown examples on page 8 . Single Line search examples on page 9 .
ActiveX Control	Typedown Single Line hierarchical	Typedown examples on page 8 . Single Line search examples on page 9 .